

PURDUE
— FORT WAYNE —



ATHLETICS

Annual Report 2017-2018

OPENING STATEMENTS

Mission Statement

Our mission is to foster an environment of growth in the areas of academics, athletics, and social responsibility.

Mastodon coaches, staff, and student-athletes work to enhance Purdue Fort Wayne's reputation by reaching for academic and athletic excellence.

Core Values

Our team emphasizes three values:

Academic Excellence

Academic achievement is always the first priority of our student-athletes.

Social Responsibility

Student-athletes strive to become good citizens and better-rounded individuals by giving back to campus and our community with grass root-type of projects.

Athletic Intensity

Student-athletes at Purdue Fort Wayne have an opportunity to compete at the highest level of NCAA intercollegiate competition and are reminded to do so with good sportsmanship and the intensity of a champion as they represent themselves, their families and **Our University.**

THE MASTODON WAY



Letter from the Director

In the year to come, we will celebrate a new identity as Purdue Fort Wayne and our firm footing as MASTODONS. Names, logos, colors, and athletic associations have changed several times over the first 51 years of our institution's athletic history – a true testament to the resiliency of this campus and its people. But one thing has never changed – we are all MASTODONS – our student-athletes, coaches, staff, faculty, outstanding alumni, and growing fan-base. We will not forget and are proud of where we have been and, together, we look forward to an even stronger future.

Mastodon Athletics has long stressed three core values: academic excellence, social responsibility, and athletic intensity. As you read this annual report, you will grasp the breadth in which our student-athletes embrace these ideals **WITH PURPOSE.**

We are understandably proud of our academic record, where a combined 3.19 grade point average last year marked our student-athletes' 15th straight year with better than a 3.0. The following pages highlight countless individual and team academic accolades and hours of community service activities. It's no surprise that again, nine of the IPFW Top 50 Award recipients last spring were student-athletes.

Last year's competitive achievements have set the stage for what will surely be a fantastic year ahead. Then a junior, men's golfer Zach Schroeder represented Fort Wayne at the NCAA Regional Tournament after a convincing Summit League Championship victory. Women's cross country's Emma Rafuse and men's basketball's John Konchar also had stellar junior years. Rafuse shattered records and was named Summit League athlete of the week four-straight times, while Konchar led the men's basketball program to another victory over the Indiana Hoosiers on his way to a third-straight First Team All-Summit League honor.

I'm also proud of the steady progress on the business side. Ticket sales and marketing revenue increased again last year as did contributions and pledges to scholarship funds and discretionary accounts – critical to a sustainable program and a first-class student-athlete experience.

This is an exciting time for our University. This excitement and passion is driven by the entire Mastodon family. We thank you for your ongoing support and value your partnership as we aggressively pursue an even more successful 2018-19 academic and athletic year.

Kelley Hartley Hutton
Athletic Director



TABLE OF CONTENTS

Head Coaches

Current Head Coaches 5

Demographic

Demographic Statistics 7

Countries and States 7

International Play 8

Awards

Top Awards 9

Hall of Fame 13

Yearly Awards 15

Masty Awards 16

Academic Excellence

Academic Statistics 17

Top 50 Students 18

Cultural Impact

Community Outreach 19

Events/News/Accomplishments 21

Financial Information

Ticket Sales 25

Event Attendance 25

Donors/Sponsors 26

Corporate Partners 26



HEAD COACHES



NIECEE NELSON
Women's Basketball 2 seasons



JON COFFMAN
Men's Basketball 4 seasons



STEVE FLORIO
Women's Volleyball 5 seasons



RYAN PERROTE
Men's Volleyball 3 seasons



ASHLEY BOTHAM
Track & Field, Cross Country 1 season



GERMAINE FAIRCHILD
Softball 5 seasons



BOBBY PIERCE
Baseball 10 seasons



JASON BURR
Women's Soccer 5 seasons



MIKE HARPER
Men's Soccer 12 seasons



MATT ZEDRICK
Women's Golf 4 seasons



BILLY KING
Men's Golf 10 seasons

ATHLETIC DIVERSITY

SPORTS	White	Black	Hispanic	International	Nat. Hawaiian	Asian	2+	Total
Baseball	29	1	0	0	0	0	0	30
M-Basketball	5	6	1	0	0	0	2	14
M-Cross Country	12	0	0	0	0	0	0	12
M-Golf	10	0	0	0	0	0	0	10
M-Soccer	11	1	3	11	0	0	0	26
M-Volleyball	10	0	1	2	1	0	1	15
Softball	11	0	4	3	0	0	2	20
W-Basketball	5	5	0	3	0	0	0	13
W-Cross Country	7	0	0	0	0	1	0	8
W-Golf	8	0	0	0	0	0	0	8
W-Soccer	17	2	2	0	0	0	2	23
W-Indoor Track	17	2	0	0	0	1	1	21
W-Outdoor Track	17	2	0	0	0	1	1	21
W-Volleyball	9	2	0	1	0	0	1	13
Total								
Duplicated	168	21	11	20	1	3	10	234
Unduplicated								205

Anna Lappenküper »

Spent the summer representing her native country of Germany in the Under-20 European Championships. She was the starting point guard on the German National Team. Anna averaged 30 minutes per game as well as 7.1 points per game, 3.7 assists per game and 2 rebounds per game. She led her team to a 4-3 record and a 9th place finish in the championships. Anna has represented Germany in the summer of 2016 and the summer of 2017, as well. 2018 was her best summer with the German National Team.



Female	Duplicated Female	127
	Unduplicated Female	98
Male	Duplicated Male	107
	Unduplicated Male	107

Geographic	
Countries	13
US States	20
Indiana	102
MSEP	16

INTERNATIONAL PLAY

Maria Palmegiani »

Spent the summer with the Canadian Junior Women's National Team ... Played in nine games at the Canada Cup, posting a .545 batting average with 12 hits, four doubles and four RBIs ... The team finished 5-4, playing against three national teams ranked in the top-16 of the world ... Named to the Canada Cup All-Star Team after reaching base in all nine games of the tournament ... Finished fourth at the World Baseball Softball Confederation Junior Women's Softball World Championship, hitting 11-for-26 (.423) with seven RBIs.



TOP AWARDS



John Konchar »

- All-Summit League First Team
- Summit League Player of the Week
- NABC All-District Second Team
- Summit League All-Tournament Team
- Summit League Preseason First Team

Played in all 33 games with 32 starts ... Earned seven double-doubles ... Scored a season-high 31 points against South Dakota State (Feb. 24) ... Matched career-high 16 rebounds against UIC (Nov. 18) ... Recorded 16 points, seven rebounds, seven assists and two steals against Indiana (Dec. 18) ... Had 11 points, nine rebounds, seven steals, four assists and one block against Denver (Jan. 6) ... Recorded 19 points, eight rebounds, six assists and a career-high of five blocks against Western Illinois (Feb. 14) that helped him win the Player of the Week accolade ... Worked his way up to 1,423 career points ... Finished with the season with 81 steals, that placed him ninth in the NCAA in among all divisions and eighth with 2.45 steals per game.

Bryson Scott »

- Two-Time Summit League Player of the Week
- All-Summit League First Team
- NABC All-District Second Team

Played and started all 33 games ... Picked for the NABC Reese's® College All-Star Game and the Inaugural 3x3U Tournament ... New program record-holder in Single-Season Points (673) ... Had six 30-point games ... Career-high 34 points twice against Detroit Mercy (Nov. 28) and Stetson (Dec. 16) ... Earned 26 points, five rebounds and four steals against Indiana (Dec. 18) ... Made 15-of-16 free throws against North Dakota State (Jan. 20) ... Made 202 of 247 free throws, second most in a single-season in program history and ninth in the NCAA among all divisions ... Averaged 22.6 points per game ... Finished with 1,569 career-points.



TOP AWARDS CONTINUED

Tori Mills »

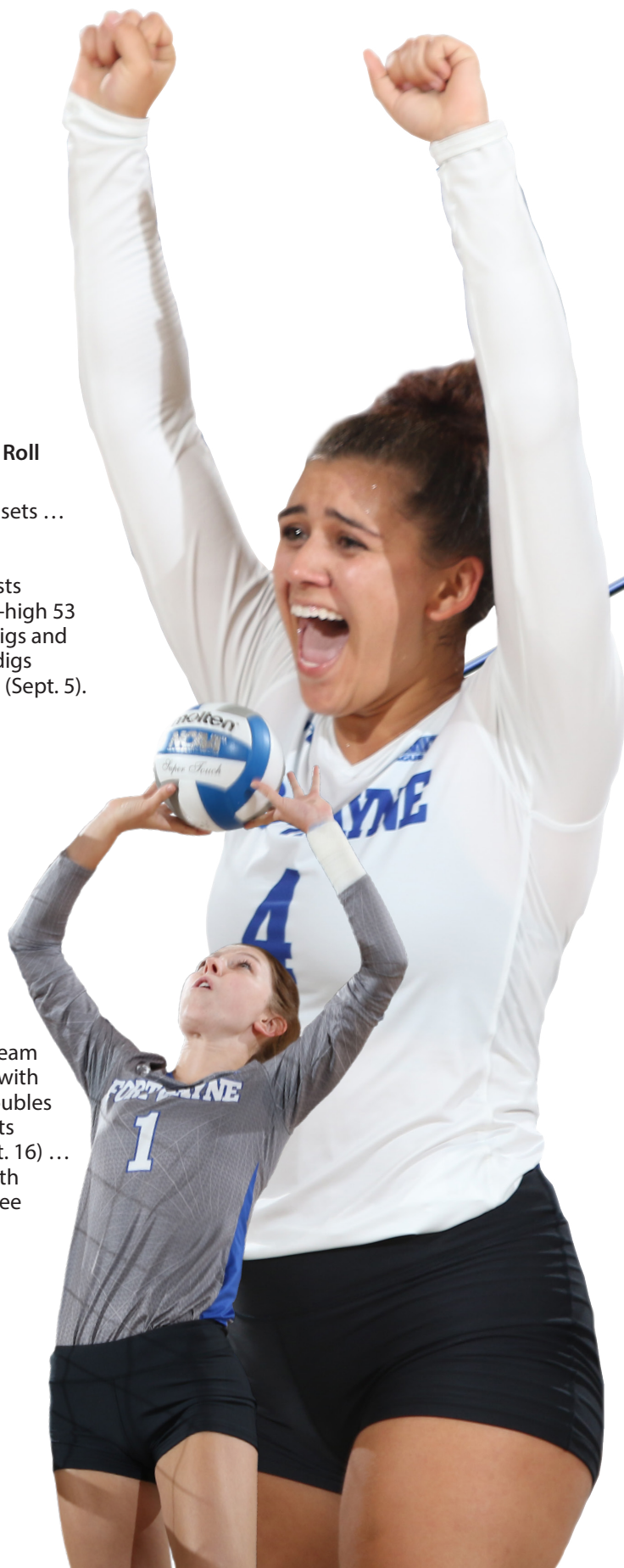
- Summit League Academic Honor Roll
- Arthur Ash Award Recipient

Played in all 31 matches with 116 sets ... Fifth on the team with 206 digs ... Fourth on the team with 12 aces ... Season-high 13 digs with eight assists against Towson (Sept. 15) ... Career-high 53 assists against Quinnipiac with 12 digs and two aces (Aug. 25) ... Recorded 11 digs and five assists against Wright State (Sept. 5).

Madison Jaqua »

- Academic All-League
- Summit League Commissioner's List of Academic Excellence
- Summit League Academic Honor Roll
- Purdue Fort Wayne Top 50 Student

Played in 30 matches, and 108 sets ... Earned 3,000th career assist against Denver (Oct. 21) ... Led the team with 1,018 assists ... Led the team with 27 aces ... Fourth on the team with 240 digs ... Recorded 11 double-doubles on the year ... Season-high 55 assists and 18 digs against Kent State (Sept. 16) ... Season-high three aces against South Dakota (Oct. 27) ... Season-high three kills against South Dakota State (Nov. 11) ... Recorded 42 assists, 15 digs, two aces and one kill against Youngstown State (Sept. 8).



Zach Schroeder »

- Summit League Individual Champion
- Summit League Championship MVP
- NCAA Regional Tournament Qualifier
- Summit League Championship All-Tournament Team
- Academic All-League
- Summit League Commissioner's List of Academic Excellence
- Summit League Academic Honor Roll

Became the first Mastodon golfer to qualify for the NCAA Regional Tournament ... Won the 2018 Summit League Championship, becoming the first Purdue Fort Wayne golfer to do so ... Named 2018 Summit League Championship MVP and All-Tournament Team ... Had three top-5 finishes on the season, tying his own single-season record ... Was runner-up at the Gary Freeman Spring Invitational and third at the Lonnie Barton Invitational ... Carded a 68 during the third round of the NKU Fall Classic, tied for seventh lowest in program history ... His 68 during the final round of the NKU Fall Classic was tied for the lowest third round score in program history ... Season average of 74.43 ranks third lowest all-time in team history, and the lowest all-time by a junior.

Emma Rafuse »

- Summit League Commissioner's List of Academic Excellence
- Summit League Academic Honor Roll
- Academic All-League
- Summit All-League First Team
- Valparaiso Crusader Open Winner
- 4-Time Athlete of the Week

2017 Cross Country Season Results
 Crusader Classic Invite (5k) 16:44.6
 Bluegrass Invite (5k) 17:24.3
 Roy Griak Invitational (6K) 22:10.2
 Greater Louisville Classic (5k) 17:00.5
 Bradley Classic (6k) 21:06.0
 Summit League Championship (6k) 21:02.7



HALL OF FAME



CLASS OF 2006

Arnie Ball, Lloy Ball, Ken and Linda Balthaser, Laura Douglas, Loren Gebert, Sean Gibson, Mike Harper, Tami Isch Henry, Lindy Jones Fuelling, Lawrence Jordan, Larry Lee, Lisa Miller McBride, Mike Mungovan, Raul, Papaleo, Bronn Pfeiffer, Clara Schotergen Meyer, David Skelton, Hector Soto, Rhonda Unverferth Osterhage



CLASS OF 2007

Norman Almodovar, Arthur and Betty Friedel, Jay Golsteyn, Matt Hein, Joanne Lantz, Fred Malcolm, Andy Piazza, Joni Smith-Price, Judy Yagodinski Kohrman, Lisa Zehr Morian



CLASS OF 2008

Julie Hefty-Price, Jeff Ptak, Jeff Richey



CLASS OF 2009

Lisa Hormann, Dr. Ed Leonard, Rico Martin, Wendy Recker Pettis, Matt Zbyszewski



CLASS OF 2010

Chris Gisslen, Shacina Hersey, Dan Mathews, Dottie Porch



CLASS OF 2011

Juan Diaz, Dan Gebhart, Heather Teagarden



CLASS OF 2012

Ashley Ritchey Ade, Ryan Steinbach, Kristin Macdonald, Simpson, Fabiana Souza Shields



CLASS OF 2013

Ricky De La Torre, Ryan Keena, Andi Reichhart Adams, Leah Sheets Swing



CLASS OF 2014-15

Tony Luhing, Ian Luya, Bruce Roland, Robin Scott



CLASS OF 2015-16

David Simon, Amy Gearlds Parker, Zach Wilson, Claire Jackson Hemphill



CLASS OF 2016-17

Mike Morici, Nathaniel Berg, Matt Pliske, C.J. Macias, Brock Ullrich, Josh Collins, Jason Hemphill, Dan McNerney, Collin Lundeen, Vitor Oliveira, Steve Rogers, Andrew Greaves, Jerrod Quillen, Josh Stewart, Graydon Ainsworth, Jason Yhost, Corey Stewart, Ben Duckworth, Corey Ford, Scott Knerr, Denny Johnson, Mark Franke

YEARLY AWARDS

Player of the Week

Romain Lopez, Men's Soccer
 Nicole Rightnowar, Women's Volleyball
Emma Rafuse, Women's Cross Country (4x)
 Bryson Scott, Men's Basketball (2x)
 John Konchar, Men's Basketball
 Michael Keegan, Men's Volleyball (2x)
 Tomas Gago, Men's Volleyball
 Tony Price, Men's Volleyball
 Shane Odzark, Baseball
 Bailey Benefiel, Softball (3x)
 Jenna Kurosky, Women's Golf
 Paige Bird, Women's Golf
 Eric Brinker, Men's Golf
 Demitra Burns, Softball
 Mike Snyder, Baseball
 Shaina Eyre, Softball
 Brandon Phelps, Baseball

All League First Team

Nicole Rightnowar, Women's Volleyball
 Emma Rafuse, Women's Cross Country
 Bryson Scott, Men's Basketball
 John Konchar, Men's Basketball
 Pelegrin Vargas, Men's Volleyball

All League Second Team

Oscar Uyamadu, Men's Soccer
 Zach Tom, Men's Soccer
 Kallianne Mogler, Women's Soccer
 Michael Keegan, Men's Volleyball
 Tomas Gago, Men's Volleyball
 Logan Kitchen, Men's Cross Country
 Travis Upp, Baseball
 Shannon Baker, Baseball

All-League Honorable Mention

Katie Crowe, Women's Volleyball

All League Tournament Team

Nicole Rightnowar, Women's Volleyball
 John Konchar, Men's Basketball
 Zach Schroeder, Men's Golf

All League Newcomer Team

Romain Lopez, Men's Soccer
 Brendan Stangel, Men's Soccer

Academic All-Summit League

Oscar Uyamadu, Men's Soccer
 Madison Jaqua, Women's Volleyball
 Lindsay Yankasky, Women's Soccer
 Kallianne Mogler, Women's Soccer
 Emma Rafuse, Women's Cross Country
 Brandon Phelps, Baseball

All League Freshman Team

Jessica Schoenfeldt, Women's Soccer
 Emma Gaggioli, Women's Soccer
 Katie Crowe, Women's Volleyball
 Tomas Gago, Men's Volleyball

All-District Second Team NABC

John Konchar, Men's Basketball
 Bryson Scott, Men's Basketball

Sports Imports/AVCA National Player of the Week

Tony Price, Men's Volleyball

AVCA All-America Honorable Mention

Pelegrin Vargas, Men's Volleyball

Tournament Winners

Eric Brinker, Men's Golf
Lonnie Barton Invitational
 Emma Rafuse, Women's Cross Country
Valparaiso Crusader Open
 Zach Schroeder,
 Men's Golf
Summit League Championship Winner



MASTY AWARDS

2018 Male Athlete of the Year

John Konchar, Men's Basketball

2018 Female Athlete of the Year

Emma Rafuse, Women's CC and T&F

2018 David R. Skelton Award

Kurt Unger, Men's Cross Country

2018 Tony Laux Volunteer of the Year Award

Tracy Coffman Basketball Kid's Club

2018 Fan of the Year Award

Brian Geist

2018 Outstanding Freshman Female Athlete of the Year

Katie Crowe, Women's Volleyball

2018 Outstanding Freshman Male Athlete of the Year

Eric Brinker, Men's Golf

2018 Outstanding Senior Male Athlete of the Year

Bryson Scott, Men's Basketball

STUDENT CHOICE AWARDS

« Romain Lopez
 Men's Soccer

2018 Outstanding Senior Female Athlete of the Year

Kallianne Mogler, Women's Soccer

2018 SALT Service to Students Award

D. Janovyak, MAP Center

2018 Heart of A Don Award

Damian Helm, Baseball

2018 Mastodon Cup

Women's Soccer

2018 Senior Academic Excellence Award- Senior with Highest GPA

Abbigayle Dunlavy, Women's CC and T&F

Most Studios

Lauren Watson

Best International Athlete

Maria Palmegiani

Best Record-Breaking Performance

Emma Rafuse, Women's CC and T&F

Gym Rat

John Konchar

Best Facial Expression

Pelegrin Vargas

Best Play

Jack Carlson vs. Loras

Best Celebration

Jack Lang

Best Comeback Athlete

Tony Price

ACADEMIC EXCELLENCE

"2017-2018 was another outstanding academic year of successes with our Purdue Fort Wayne student-athletes. Our yearly GPA again was above a 3.0, 3.19 to be exact, and represents that approximately 70% of student-athletes earned above a 3.0. Additionally, student-athletes continue to perform at high graduation rates, 81% for the last two years. Some national accolades have also been received by our Men's and Women's Golf Teams, both teams earned TOP 10% APR recognition from the NCAA. Outside of the classroom student-athletes continued to demonstrate their dedication and willingness to give back to our community. They have been volunteering and serving Big Brothers Big Sisters, numerous elementary schools, Turnstone, our local Veterans Administration Hospital, and the Community Harvest Food Bank for a total exceeding 3700 hours this past year. In and out of the classroom they are performing at the highest levels and making us proud".

Christine Kuznar
Senior Associate Athletic Director For Academics

2017-18 GPA

3.19 (15th consecutive year with a 3.0 or better)

Fall 2017

70% of student-athletes achieved 3.0 GPA or better

30 student-athletes earned all A's

Spring 2018

68% of student-athletes achieved 3.0 GPA or better

28 student-athletes earned all A's

Graduation Success Rate (GSR)

81% (1% increase from the last year)

Academic Progress Rate (APR)

Top 10% teams include Men's and Women's Golf

Academic Honor Roll

106 students-athletes earned Academic Honor Roll honors



« Lauren Watson
Softball

TOP 50 STUDENT AWARD



Nine Fort Wayne Student-Athletes were chosen as Purdue Fort Wayne Top 50 students. These individuals are engaged on campus in their academics, athletics and other co-curricular activities, they also make significant impacts in their own communities.

"This is one of the university's most important honors and I'm proud to have nine student-athletes earn the recognition for a second-consecutive year. It is a testament to their dedication and commitment to our department's core values which center on academic excellence, social responsibility and competitive achievement. I commend them, along with our coaching staff and faculty's efforts, for supporting their pursuit of making a difference on campus and beyond".

Kelley Hartley Hutton
Athletic Director

Elizabeth Britner, Jr.
Women's Volleyball, English

2016-17 Summit League Commissioner's List of Academic Excellence
2015-17 Summit League Academic Honor Roll

Abbigayle Dunlavy, Sr.
Women's Track and Field/Cross Country, Biology and Psychology

2015-17 Summit League Commissioner's List of Academic Excellence
2014-17 Summit League Academic Honor Roll

Lauren Hoffman, Sr.
Women's Volleyball, Psychology

2015-17 Summit League Commissioner's List of Academic Excellence
2014-17 Summit League Academic Honor Roll

Madison Jaqua, Jr.
Women's Volleyball, Managements

2016-17 Summit League Commissioner's List of Academic Excellence
2015-17 Summit League Academic Honor Roll

Kolbie Knorr, Jr.
Men's Volleyball, General Studies

Kallianne Mogler, Sr.
Women's Soccer, Human Services

2015-17 Summit League Commissioner's List of Academic Excellence
2013-17 Summit League Academic Honor Roll

Andrew VonGunten, So.
Men's Soccer, Physics

2016-17 Summit League Commissioner's List of Academic Excellence
2016-17 Summit League Academic Honor Roll

Lauren Watson, Jr.
Softball, Biology

2016-17 Summit League Commissioner's List of Academic Excellence
2015-17 Summit League Academic Honor Roll

Lindsay Yankasky, Jr.
Women's Soccer, Psychology

2016-17 Summit League Commissioner's List of Academic Excellence
2015-17 Summit League Academic Honor Roll

COMMUNITY OUTREACH

2017-18 Community Service Hours

Fort Wayne Athletics served 3762 hours of community service hours listed below.

- Foster Park Little League*
- Fort 4 Fitness*
- Big Brothers Big Sisters*
- World Baseball Academy*
- Christ Child Society*
- Coaches vs. Cancer*
- Fort Wayne Athletics*
- St. Charles School*
- Cedar Canyon Elementary*
- Harrison Hill Elementary*
- Avilla Elementary*
- Indian Village Elementary*
- Vera Bradley Foundation*
- VA Hospital*
- Community Harvest Food Bank*
- Executive Women's Golf Association*
- Turnstone*



OTHER NEWS

ARNIE AND LLOY BALL SELECTED FOR MIVA HALL OF FAME

The Midwestern Intercollegiate Volleyball Association (MIVA) announced the league's second Hall of Fame class on April 16, 2018. Fort Wayne greets Arnie Ball and Lloy Ball were selected, as well as Fort Wayne News-Sentinel writer Blake Sebring. The 10-member class is made up of some of the most influential figures in the league's history.

"We inducted our first class last year and this class is just as accomplished," MIVA Commissioner Craig Barnett said. "The Hall of Fame Committee has done a phenomenal job identifying individuals who helped grow the MIVA and the game of volleyball."

Arnie Ball was a student-athlete at Ball State from 1966 to 1967, earning a spot on the All-MIVA First team in 1967 and Second Team in 1966. He coached the Fort Wayne men's volleyball program from 1981-2015, earning MIVA coach of the year six times. His teams won the MIVA regular season six times and appeared in the NCAA Semifinals six times. He coached 25 All-Americans, including two Olympians. He is an AVCA Hall of Fame member.

Lloy Ball was a student-athlete with the Mastodons from 1991 to 1994. He earned three trips to NCAA Semifinals, was selected as the MIVA Player of the Year in 1993 and 1994, and was a three-time All-American. The AVCA National Freshman of the year went on to play in four Olympics for the United States, in which the U.S. won the gold medal in 2008. Ball was named the MVP and Best Setter in the World League in 2008, and earned multiple team championships in Russian and Greek Professional Leagues. He was inducted into the International Volleyball Hall of Fame in 2015. Ball holds the Fort Wayne program record for career assists with 6,526 and aces with 167.

Sebring, a long-time reporter for the Fort Wayne News-Sentinel, was awarded the E. Douglas Boyden award for media recognition in 1994 by USA Volleyball. He was a senior writer for Volleyball Magazine and a volleyball historian. He covered Olympic Festivals and NCAA Tournaments.

EMMA RAFUSE; RECORD BREAKING 5K RUN

Junior Emma Rafuse won the Valparaiso Crusader Open this fall with a 5K school record time of 16:44.6 for the Fort Wayne women's cross country team. Rafuse cruised to the individual title, defeating second place Annasophia Keller from Notre Dame (17:14.2) by nearly 30 seconds. As a team, the Mastodons finished third with a team score of 71. Purdue won the event, finishing with a score of 33.

VARGAS NAMED AVCA ALL-AMERICA HONORABLE MENTION

Fort Wayne's Pelegrin Vargas was named an All-America Honorable Mention by the American Volleyball Coaches Association (AVCA) on April 30, 2018.

Vargas was already named to the First Team All-MIVA and added to his list of accolades. The sophomore from San Juan, Puerto Rico averaged 3.75 kills per set to lead the Mastodons, finishing second in the MIVA and 12th in the nation in that category. Vargas was the conference leader in total kills with 386. His .273 hitting percentage was 13th in the conference. He also added .282 aces per set, which was good enough for 12th in the MIVA.

Vargas marks the 17th player in program history to earn an All-America distinction and the first since 2016. This is Fort Wayne's 27th All-America selection overall.

Vargas led the 15th ranked Mastodons to a 8-0 start, which tied the best start in program history. The 'Dons finished 18-11, which was the best record under head coach Ryan "Rock" Perrotte through three seasons at the helm.



« Pelegrin Vargas
Men's Volleyball

MEN'S BASKETBALL BEATS INDIANA UNIVERSITY (AGAIN)

Thanks to 17 3-pointers, including 10 in the second half, Fort Wayne men's basketball ran away from the Indiana Hoosiers 92-72 at Simon Skjodt Assembly Hall on Dec. 18, 2017. It is the second straight year the Mastodons had defeated Indiana.

The opening half was each team making runs. Indiana made the first two baskets of the game, but it was a 9-0 Fort Wayne run that put the Mastodons up 13-8 five minutes in. IU responded with an 11-0 run, but was countered by a 15-4 push from the 'Dons. Kason Harrell sank a three in the final seconds of the first half to put the 'Dons down one, 37-36, at the break.

The 'Dons went up for good in the second half thanks to a 17-4 advantage starting at the 18:09 mark over the next four minutes. Indiana cut the Mastodon lead to single-digits with 11:53 to go, but once again Fort Wayne had an answer, as it pushed the lead to 21 with an 18-5 run. The Mastodon defense held the Hoosiers to just two field goals over an 8:35 stretch of the second half, while the 'Dons knocked down 10 field goals, including six 3-pointers.

The Mastodons connected on just three more field goals than the Hoosiers (31-28), the difference came that the 'Dons shot 56.7 percent (17-of-30) on 3-point attempts. The Mastodon defense played a pivotal role in the game, as the 'Dons forced 18 Indiana turnovers, turning them into 29 points.

The Mastodons were led by a career-high 28 points from Harrell, who connected on 6-of-11 from beyond the arc. Bryson Scott finished with 26 points, five rebounds and four steals. John Konchar added 16 points, seven rebounds and seven assists. Dylan Carl ended his night with a career-high 14 points, hitting 4-of-5 on three-point attempts. Harrell, Konchar and Carl combined to make 14 3-pointers on the night.



TICKET SALES

“We had another strong year in ticket sales in 2017-18; going over the \$100,000 mark in total ticket sales for the second consecutive year. We continue to roll out new ticket sales initiatives and strategies each year to continue building on our strong foundation and successes. The past few years we have put an emphasis on our group ticket sales for volleyball and basketball. You can see a significant jump in group tickets sold and group revenue from 2015-2018. More and more businesses, organizations, and youth-based programs are getting

involved with Purdue Fort Wayne Athletics and taking advantage of the experiences we can offer at an event. We believe this positive trend will continue with our group tickets sales and our overall ticket sales as we continue to build strong relationships with people and organizations in the Fort Wayne community”.

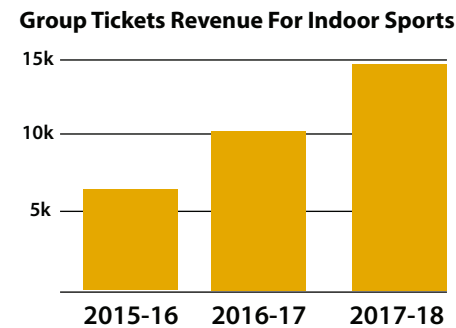
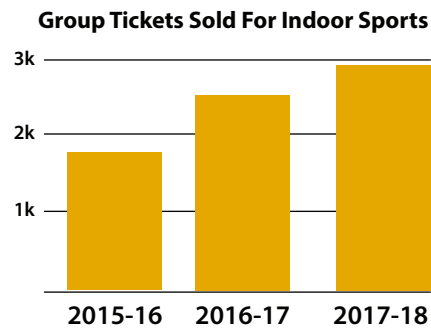
Nate Felver
Associate General Manager
of Ticket Sales

By The Numbers

Season Ticket Sales For Indoor Sports 2017-18 Season: 437
Season Ticket Revenue: \$52,938
Total Ticket Revenue 2017-18: \$100,502

2017-18 Average Attendance For Indoor Sports:
Men’s Basketball: 1,415
Women’s Basketball: 601
Men’s Volleyball: 552
Women’s Volleyball: 470

Ticket Trends



CORPORATE PARTNERS AND DONORS

“Mastodon Sports Properties finished 2017-18 in record form. We scored the largest revenue for the property in our history at **\$402,677**. We secured over look in new business and attrition was six percent. We focused on our healthcare partners with some upsell dollars as well as secured seven new accounts”.

Kassie Taksey
General Manager of Learfield Sports


“2017-18 was a very good year for athletics development. Charitable giving was over \$1 Million for the first time in almost a decade. This was helped by the establishment of four new endowed scholarships for student-athletes. Included in those endowments is the first endowment for Women’s Basketball. As well as the SALT Endowed Scholarship for Student-Athletes, the first endowment started by a student organization at the university.”

Justin Shurley
Director of Development and External Affairs for Athletics

- New Endowments**
- Leonard Family Endowed Scholarship
Men’s Golf
 - Tami Henry Endowed Scholarship
Women’s Volleyball
 - Dr. Art Friedel Endowed Scholarship
Women’s Basketball
 - Teagarden Family Endowed Scholarship
Men’s Basketball

- Aalco
- Acme Bar and Grill
- Applebee’s
- Auntie Annes
- Bandito’s
- Comcast
- Courtyard by Marriot Downtown
- Crazy Pins
- Diamond Home Mortgage
- ESPN Radio
- Evans Toyota
- Excursions
- Firehouse Subs
- Fort Financial Credit Union
- Fort Wayne Newspaper
- Hyatt Place
- Hungry Howies
- Lutheran Health
- Lutheran Life Villages
- Mastodon Alumni Association
- Meijer
- Miller Transportation
- Moe’s
- Parkview Health
- Pepsi
- Ramada
- Ruoff Mortgage
- St. Joe Place
- Summit City Chevrolet
- The Arch
- Under Armour
- Wane TV

Total Giving:
850 gifts, totaling \$3,284,538
Gifts and Pledges:
824 donations, \$615,689
26 pledges, totaling \$490,734
Endowments:
Total Market Value: \$3,442,033



OCTOBER 2019

ANNUAL REPORT ON INTERCOLLEGIATE ATHLETICS

Chancellor's Annual Report to the Faculty Senate
on Intercollegiate Athletics, 2017-2018

RONALD L. ELSENBAUMER

Chancellor

PURDUE
UNIVERSITY®
FORT WAYNE

1. Percentage and dollar amount of athletic scholarships funded from PFW administered scholarship funds

- Percentage of Athletic Scholarships compared to total scholarship funds: 25.6%
- Dollar amount of Athletic Scholarships: \$2,314,494
- Total University Aid: \$9,028,772

2. Percentage and dollar amount of athletic scholarships funded from the Chancellor's Merit Scholarship Fund

- This metric is now irrelevant as this type of scholarship has been eliminated.
- Academic Aid is awarded unrelated of Athletic Aid and therefore is not funding Athletic Aid.

3. Fees per credit hour used in support of intercollegiate athletics

- A student fee of \$8.78 per credit hour is used in support of athletics.

4. Percentage of total athletic budget funded by student fees.

- Student fees fund 16% of total expenses.

5. Total dollar amount of costs of coaching staff and support personnel allocated to the general fund.

- This metric has changed as only a general fund subsidy is sent to athletic accounts.
- Now, all support personnel are allocated to the general fund.

6. Surplus or deficit in annual athletic budget as shown on the EADA report.

- Deficit of \$305,127.

7. Number of “major infractions” assessed by the NCAA in the past ten years.

- The university has had one major violation in the last ten years.
- It was self-reported to the NCAA and was reviewed through the cooperative summary disposition process, with the infractions decision occurring on November 24, 2015.

7. Number of “major infractions” assessed by the NCAA in the past ten years. (Continued)

- The university was given two years of probation and monitoring for the infraction. The probationary period was completed successfully, and the university has no current major infractions.

7. Number of “major infractions” assessed by the NCAA in the past ten years. (Continued)

- For this year’s report we have included information on Secondary infractions as well.
- Secondary infractions are isolated and limited in nature and often inadvertent. Institutions are obligated to monitor their athletics programs and are required to report even the smallest of infractions.

7. Number of “major infractions” assessed by the NCAA in the past ten years. (Continued)

- At Purdue Fort Wayne, we emphasize and cultivate a culture of self-reporting as we are committed to operating in a manner consistent with the letter and spirit of NCAA, Summit League, MIVA and institutional rules and regulations.

7. Number of “major infractions” assessed by the NCAA in the past ten years. (Continued)

- The NCAA considers an institution’s track record of self-reporting as a potential mitigating factor when deciding sanctions.
- Institutions that report no secondary infractions are scrutinized heavily.

7. Number of “major infractions” assessed by the NCAA in the past ten years. (Continued)

- In 2017-18, we submitted three secondary infractions: one related to tryouts, one related to camp advertisements, and one related to publicity of prospective student-athletes.
- As is common practice with secondary infractions, additional rules education was conducted as a result of these violations.

8. 2017-2018 Win/Loss records in the various sports offered. (As of July 19, 2019)

	Baseball			MBB		WBB		MSOC			WSOC			MVB		WVB			Softball			Department			
	W	L	T	W	L	W	L	W	L	T	W	L	T	W	L	W	L	W	L	T	W	L	T	Pct.	
2018-19	7	45	0	18	15	7	22	10	8	1	4	12	3	17	12	18	14	10	39	0	91	167	4	0.354961832	
2017-18	11	37	0	18	15	4	24	5	9	4	1	17	0	18	11	12	19	19	35	0	88	167	4	0.347490347	
2016-17	9	43	0	20	13	5	24	9	9	0	3	14	2	5	23	13	18	12	36	0	76	180	2	0.298449612	
2015-16	33	26	0	24	10	7	23	5	12	0	4	13	2	10	19	7	25	11	40	0	101	168	2	0.376383764	

MEN'S BASKETBALL

WINS OVER PAST SIX SEASONS

<u>TEAM</u>	<u>TOTAL WINS</u>	<u>AVG. WINS PER YEAR</u>
GREEN BAY	123	20.5
PURDUE FORT WAYNE	121	20.1
WRIGHT STATE	120	20
OAKLAND	112	18.6
NORTHERN KENTUCKY	103	17.1
CLEVELAND STATE	80	13.3
MILWAUKEE	71	11.8
DETROIT	71	11.8
YOUNGSTOWN STATE	70	11.6
IUPUI	70	11.6
UIC	69	11.5



9. Graduation Rates for the 6-year cohort period for student-athletes, with a comparison to the institution's graduation rate.

IPEDES Graduation Rate Surveys	<u>All Students</u>	<u>Athletes</u>
2011-2012 Cohort	27%	54%
4-class average thru 2011	25%	61%

10. Student-Athlete GPA for the most recent fall and spring semesters.

	<u>Student-Athletes</u>	<u>Student Body</u>
Fall 2017 GPA	3.18	2.86
Spring 2018 GPA	3.16	2.88

11. Attendance At Athletic Events.

Average single game attendance during season

Women's Basketball: 597

Men's Basketball: 1,404

Women's Volleyball: 486

Men's Volleyball: 540

Note: Attendance records are not kept for other sports and admission is free.

12. Gate receipts.

Total Ticket Revenue (four indoor sports)

2014-15: \$86,062

2015-16: \$91,323

2016-17: \$260,937 (Includes \$170,644.75 from Nov. 11, 2016
Indiana game tickets)

2017-18: \$93,929

13. EADA comparable institution data, including gender-equity measures. The comparable institutions were selected based on their demographic, financial and athletic similarity to IPFW. (EADA – Comparable Institutional Data – all for 2017 2018)

13. (Continued)

	Purdue Fort Wayne	Cleveland State	Northern Kentucky	Oakland	Wright State
FT UG Male Enrollment	2,622	4,332	3,927	5,362	9,321
FT UG Female Enrollment	3,257	4,849	4,965	7,150	4,493
FT UG Total Enrollment	5,879	9,181	8,892	12,512	4,828
Total Male Participants	106	168	136	185	139
Total Female Participants	136	179	167	222	190
Total Participants	242	347	303	407	329
Total Operating Expenses Men's Teams	\$989,032	\$1,068,328	\$1,035,559	\$1,013,367	\$995,980
Total Operating Expenses Women's Teams	\$878,985	\$920,675	\$891,105	\$944,966	\$625,768

13. (Continued)

	Purdue Fort Wayne	Cleveland State	Northern Kentucky	Oakland	Wright State
Total Revenues Men's Teams	\$3,326,277	\$4,402,619	\$3,975,406	\$5,008,985	\$5,306,121
Total Revenues Women's Teams	\$3,206,350	\$4,226,757	\$4,254,327	\$5,423,827	\$3,873,561
Total Revenues not allocated by sport	\$ 3,934,031	\$4,208,034	\$3,101,339	\$4,955,696	\$2,729,808
Total Revenues	\$10,466,658	\$12,837,410	\$11,331,072	\$15,388,508	\$11,909,490
Total Expenses Men's Teams	\$3,326,277	\$4,402,619	\$3,975,406	\$5,008,985	\$5,306,121
Total Expenses Women's Teams	\$3,206,350	\$4,226,757	\$4,254,327	\$5,423,827	\$3,873,561
Total Expenses not allocated by sport	\$4,239,158	\$4,208,034	\$3,101,339	\$4,482,615	\$2,729,808
Total Expenses	\$10,771,785	\$12,837,410	\$11,331,072	\$14,915,427	\$11,909,490

13. (Continued)

	Purdue Fort Wayne	Cleveland State	Northern Kentucky	Oakland	Wright State
Men's Teams Head Coaches	6/50%	8/47%	6/46%	7/44%	7/50%
Women's Teams Head Coaches	6/50%	9/53%	7/54%	9/56%	7/50%
Men's Teams Assistant Coaches	12/43%	17/46%	15/47%	18/47%	15/52%
Women's Teams Assistant Coaches	16/57%	20/54%	17/53%	20/53%	14/48%
Men's Teams Athletically Related Student Aid	\$1,077,480	\$1,578,731	\$1,122,582	\$1,731,673	\$1,353,724
Women's Teams Athletically Related Student Aid	\$1,237,014	\$2,087,530	\$1,790,622	\$2,720,634	\$1,559,243
Men's Teams Recruiting Expenses	\$104,848	\$139,615	\$115,098	\$43,482	\$81,486
Women's Teams Recruiting Expenses	\$78,228	\$92,215	\$75,342	\$67,934	\$100,550

13. (Continued)

	Purdue Fort Wayne	Cleveland State	Northern Kentucky	Oakland	Wright State
Men's Average Annual Institutional Salary per Head Coaching Position	\$58,871	\$80,007	\$88,806	\$96,816	\$108,651
Men's Number of Head Coaching Positions Used to Calculate the Average Salary	6	8	6	7	7
Men's Average Annual Institutional Salary per Full-time equivalent (FTE)	\$63,530	\$90,149	\$118,408	\$131,595	\$148,257
Men's Sum of Full-Time Equivalent (FTE) Positions Used to Calculate the Average	5.56	7.1	4.5	5.15	5.13
Women's Average Annual Institutional Salary per Head Coaching Position	\$58,955	\$52,908	\$61,643	\$68,886	\$56,383
Women's Number of Head Coaching Positions Used to Calculate the Average Salary	6	9	7	9	7
Women's Average Annual Institutional Salary per Full-time equivalent (FTE)	\$58,955	\$58,787	\$78,455	\$87,691	\$67,237
Women's Sum of Full-Time Equivalent (FTE) Positions Used to Calculate the Average	6	8.1	5.5	7.07	5.87

13. (Continued)

	Purdue Fort Wayne	Cleveland State	Northern Kentucky	Oakland	Wright State
Men's Average Annual Institutional Salary per Assistant Coaching Position	\$39,370	\$41,843	\$36,153	\$35,833	\$55,057
Men's Number of Assistant Coaching Positions Used to Calculate the Average Salary	9	12	10	13	9
Men's Average Annual Institutional Salary per Full-time equivalent (FTE)	\$49,213	\$52,854	\$52,396	\$63,378	\$71,194
Men's Sum of Full-Time Equivalent (FTE) Positions Used to Calculate the Average	7.2	9.5	6.9	7.35	6.96
Women's Average Annual Institutional Salary per Assistant Coaching Position	\$39,005	\$27,182	\$26,624	\$26,384	\$34,904
Women's Number of Assistant Coaching Positions Used to Calculate the Average Salary	9	16	13	15	9
Women's Average Annual Institutional Salary per Full-time equivalent (FTE)	\$50,656	\$36,243	\$40,013	\$45,542	\$40,797
Women's Sum of Full-Time Equivalent (FTE) Positions Used to Calculate the Average	7.7	12	8.65	8.69	7.70

13. (Continued)

Part II.

- NCAA Financial Audit Report - Review of findings
- 2017-18 Audit (most recent available)
- The audit found no exceptions to compliance with NCAA Financial Audit Guidelines.

- The report also included the following statistics:

Total revenues	\$10,466,658
Total expenses	\$10,771,785
Net revenue	(\$305,127)

13. (Continued)

Part III.

- Athletics Certification Self Study Report (2004, completed every 10 years). The NCAA ceased its Athletic Certification process in April of 2011.