

Curriculog FAQs

Q: Where can I find out more information about Curriculog?

A: The PWL Office of the Registrar has information at the following link: <http://www.purdue.edu/registrar/curriculum/history.html>

Q: How do I login to Curriculog?

A: Proceed to <https://purdue.curriculog.com>

Click on the  icon in upper right hand corner of the page

Enter your Purdue career account and password

Q: What is a proposal?

A: Currently, there are three types of proposals: 1) Create, Expire, and Revise Courses for Graduate, Professional and Undergraduate levels, 2) Create and Expire Certificates, Majors, Minors, Concentrations for Undergraduate and separate proposals for Graduate and 3) a separate process and proposal for modifying Existing Undergraduate plans of study.

Q: Who is the originator?

A: The originator is the author of the proposal. Anyone with a Purdue career account can begin a proposal.

Q: How do I start a proposal?


A: Click on “new proposal” under “My Tasks”

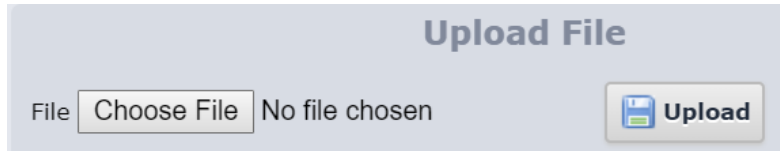
 My Tasks

Select the form you need

 New Proposal

Q: Can I attach documents to my proposal?

A: Yes, you can attach documents by clicking on the files  icon on the top tool bar. Then you can upload the appropriate file(s).



Q: Why can't I launch my proposal?

A: There are a couple possible reasons:

1. You did not fill in all required field (marked with *). Go back and review the required fields.
2. There could be missing approval roles. Contact curriculum@purdue.edu.

Q: Who can edit a proposal once it has been launched?

A: Whoever is active on an approval step can edit the proposal. Changes cannot be tracked if edits are made prior to a proposal being launched.




Q: Where did my proposal go?

A: Be sure you are logged into Curriculog. You can view your proposal anytime under the "My Proposals" tab if you are the originator. You can also view other proposals by clicking on "All Proposals" and selecting "advanced filter" to utilize the search option.

Q: Can the originator be changed once the proposal is launched?

A: No, once an individual starts the proposal, they are the only originator.

Q: How does a proposal move forward to the next approver?

A: Each person on the approval step must approve the proposal before it can move on. They should click on the decisions icon , click on approve  and then click on Make My Decision .

Q: Can the proposal be modified after a proposal has completed all approved steps?

A: No, once a proposal is approved, it is complete. A new proposal will need to be created.

Q: Our Department Head or Dean has changed. How do we update these?

A: Contact Lynda McGehee at 481-6121 or Wanda Johnson at 481-6099 with appropriate updates.

Q: Who can I contact for training and assistance?

A: Contact Wanda Johnson at 481-6099 or Tara Lewis at 481-6097.