




IPFW Strategic Plan

Second-Year Report 2009–10
with a preview of 2010–11

Indiana University–Purdue University Fort Wayne

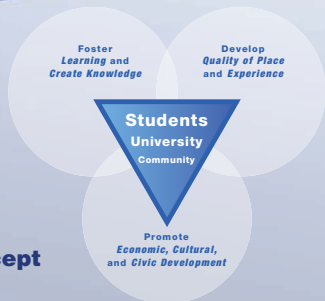


IPFW Strategic Plan 2008–14 Goals

Goal 1: Foster Learning and Create Knowledge

Goal 2: Develop Quality of Place and Experience

Goal 3: Contribute to the Development of the
Northeast Indiana Region



Goal 1 Metrics *(Foster Learning and Create Knowledge)*

	Fall 2007	Fall 2008	Fall 2009	Fall 2010	6-Year Target	Status
Student/Faculty Ratio	16/1	17/1	18/1	19/1	16/1	Below
Sections Taught by Full-Time Faculty	56%	57%	53%	56%	62%	Progress

Goal 1 Metrics *(Foster Learning and Create Knowledge)*

	2007-08	2008-09	2009-10	6-Year Target	Status
Cohort Graduation Rate	23%	24%	25%	29%	Progress
Student Performance on National Exams	5 of 8 at or above	8 of 8 at or above	7 of 8 at or above	95%	Below
Total Grant and Contract Awards	\$4.1M +\$1.2M	\$4.6M	\$6.4M	+18%	Above

Goal 1: Foster Learning and Create Knowledge

Faculty, Staff, and Student Accomplishments

Publications, Presentations, etc.

- ▼ 407 Regular Faculty
- 35 Books
- 472 Publications and Creative Works
- 378 Presentations

Selected Grants

- ▼ Kenneth Christmon, \$1.2 million TRIO Support Services Grant
- ▼ Angela Gregg, Upward Bound, \$500,000 U.S. Dept of Education Grant
- ▼ Don Mueller, Engineering, \$691,000 NSF Grant
- ▼ Robert Visalli, Biology, \$220,000 NIH Grant

Selected Awards

- ▼ Carl Drummond, James H. Shea Award, National Association of Geoscience Teachers
- ▼ Chris Rutkowski, American Society of Composers, Authors, and Publishers, Standard Award



Christmon



Gregg



Mueller



Visalli



Drummond



Rutkowski

Goal 1: Foster Learning and Create Knowledge

New Programs

- ▼ Music Technology program initiated
- ▼ Accelerated MBA launched
- ▼ Center of Excellence in Information Analytics and Visualization
- ▼ High School Language Institute began operation
- ▼ Ed.D. proposal completed fall 2010—ready for review by faculty Senate

Accreditations


- ▼ B.S. in Computer Science—reaccredited by ABET/CAC
- ▼ Hosted site visit for B.A. in Theatre—positive initial report from team
- ▼ Hosted North Central Association site visit in November 2010—positive initial report from the visiting team



Goal 1: Foster Learning and Create Knowledge

Additional Accomplishments

- ▼ IPFW graduates earned the highest overall pass rate among public universities in Indiana on the CPA exam
- ▼ Radiography program converted from hospital-based to university-based clinical program



Goal 2 Metrics (Develop Quality of Place and Experience)

	Fall 2007	Fall 2008	Fall 2009	Fall 2010	6-Year Target	Status
Students	11,943	12,338	13,675	14,192	+12%	Above (19%)
Credit Hours	126,230	130,040	143,374	150,235	+12%	Above (+22%)
Minority Enrollment	1,246 (10.4%)	1,401 (11.4%)	1,715 (12.7%)	2,138 (15.1%)	(Area Pop.) 11.2%	Above
Underrepresented Minority	986 (8.6%)	1,141 (9.5%)	1,417 (10.5%)	1,728 (12.3%)	9.2%	Above

Note: New federal reporting standards used in 2010

Goal 2 Metrics (Develop Quality of Place and Experience)

	2007-08	2008-09	2009-10	6-Year Target	Status
Total Award-Year Aid	\$71M	\$87M	\$106M	Exceed Fee Increase	Above
Student Satisfaction (NSSE)	NA	2.98	NA	2.98 (National Average)	Met

Goal 2: Develop Quality of Place and Experience**Academic Support and Student Services**

Child care services agreement signed with TLC
Child Care Center

Retention initiatives

- ▼ New orientation program and Freshman Fest
- ▼ MapWorks implemented to support intrusive advising
- ▼ First Year Experience programs, featuring Learning Communities
- ▼ Academic Success Center
 - Free tutoring, two hours per week, per class
 - Math Testing Center, flex-paced courses
 - Writing Center, one-on-one support for writers
- ▼ Culture of Graduation campaign
- ▼ Continued research on persistence

**Goal 2: Develop Quality of Place and Experience****Diversity**

- ▼ Sponsored International Education Week event series
- ▼ Hispanic Heritage Month event series
- ▼ Organized Dream Week events celebrating Martin Luther King, Jr., in Black History Month
- ▼ Korean Film Festival held
- ▼ Diversity Showcase held



Goal 2: Develop Quality of Place and Experience

Facilities



2009-2010
IPFW Campus Map

Goal 2: Develop Quality of Place and Experience

Facilities

- ▼ Ron Venderly Family Bridge, *dedicated 8-18-09*
- ▼ Medical Education Center, *dedicated 10-30-09*
- ▼ CampusLink bus service



Ron Venderly Family Bridge



CampusLink Bus Service



Center for Medical Education

Goal 2: Develop Quality of Place and Experience

Facilities

- ▼ Hospitality and Tourism Management Educational Center at Holiday Inn at IPFW and the Coliseum



Goal 2: Develop Quality of Place and Experience

Facilities

- ▼ Phase III of Student Housing, *dedicated 10-20-10*
- ▼ Campus bike trail/Rivergreenway extension (*opened August 2010*)
- ▼ Keith Busse Steel Dynamics Alumni Center (*on schedule for April 2011*)



Student Housing, Phase III



Keith Busse Steel Dynamics Alumni Center



Bike Trail/Rivergreenway

Goal 2: Develop Quality of Place and Experience**Facilities**

- ▼ Parking Garage 3 (on schedule for summer 2011)
- ▼ Student Services Complex (on schedule for late 2011)



Parking Garage 3



Student Services Complex

Goal 2: Develop Quality of Place and Experience**Athletics**

- ▼ Women's volleyball and women's tennis teams won Summit League championships, qualifying for NCAA championship tournaments
- ▼ Women's volleyball, men's cross country, and women's golf teams each earned APR scores of 1,000 – the highest possible
- ▼ Men's basketball team achieved first Division I winning season
- ▼ IPFW student-athletes completed several community-service projects including Lunch Buddies, Community Heart Walk, Riley Children's Hospital visits, Turnstone program
- ▼ Student-athlete GPA: 3.08 (fall); 3.04 (spring)

**Goal 2: Develop Quality of Place and Experience****Process Improvements**

- ▼ Strategic Plan for 2008-14 continued
- ▼ Follett's IPFW Bookstore started a textbook rental service for fall 2010
- ▼ "IPFW on Call" call center established to support admissions and financial aid
- ▼ Student email services migrated to Google g-mail
- ▼ Co-op program Award of Excellence from the Midwest Association
- ▼ Employee ratings of work environment led to "Best in Class" by HR Solutions
- ▼ International Education office established for fall 2010
- ▼ Crossroads program with Ivy Tech expanded


**Goal 2: Develop Quality of Place and Experience****Development**

- ▼ \$8.4M in total gifts received (+ \$3.5M from 08-09)
- ▼ Keith Busse Steel Dynamics Alumni Center gift, providing full funding for center
- ▼ Arnie Ball Legacy Endowment Campaign achieved its \$1M goal, qualifying for matching allocation of university gift funds



Goal 3 Metrics *(Contribute to the Development of the Northeast Indiana Region)*

	2007-08	2008-09	2009-10	6-Year Target	Status
Continuing Education Non-Credit Enrollment	11,176	15,891	23,552	+12%	Above



Goal 3: Contribute to the Development of the Northeast Indiana Region

Selected Community Partnerships and Programs

- ▼ SBDC, NIIC, SCAN, Leadership Fort Wayne
- ▼ Philharmonic, Companies in Residence, Holiday Inn at IPFW and the Coliseum, Indoor Sports Enterprises

Selected Events

- ▼ Tenth annual National Soccer Festival, with ShindigZ as title sponsor
- ▼ Williams Theatre Series, concerts and recitals, art exhibits
- ▼ Twenty-fourth annual Highland Games held June 12, 2010 at IPFW
- ▼ Tapestry, Lunch with an IPFW Scientist series, annual Health Fair
- ▼ Inaugural Riverfest celebration held June 26, 2010 at IPFW



Goal 3: Contribute to the Development of the Northeast Indiana Region

Selected Outreach Activities

- ▼ Presentations at area Rotaries, Kiwanis, Lions, Chambers of Commerce
- ▼ School-Based Programs (*34 schools participating this year*)
- ▼ Continuum Art Gallery opened July 30, 2010 (*downtown Fort Wayne*)
- ▼ Omnibus Lecture Series
- ▼ Community Arts Academy
- ▼ Community Engagement Council coordinating engagement initiatives
- ▼ *Arts Weekly* television program on WFWA PBS39
- ▼ *Discover IPFW* television program on WFWA PBS39



As a result of our community collaborations, IPFW was designated a Community Engaged University by the Carnegie Foundation, Fall 2010

Goal 3: Contribute to the Development of the Northeast Indiana Region

Board and committee memberships for more than 100 organizations



Goal 3: Contribute to the Development of the Northeast Indiana Region

Outreach and Economic Development: IPFW Office of Engagement

- ▼ 374 total contacts with regional businesses and organizations (since 2006); 41% led to successful engagement, 40 new organizations
- ▼ Northeast Indiana Defense Industry Association (NIDIA) professional development programs and research grant submissions
- ▼ 45 IPFW student projects completed in collaboration with regional businesses and non-profits
- ▼ Fifth annual Northeast Indiana Technology Showcase
- ▼ Advanced Manufacturing Summit
- ▼ NSWC Crane Technology Showcase and Business Development Program



Goal 3: Contribute to the Development of the Northeast Indiana Region

Outreach and Economic Development

- ▼ Sci-Tech Youth Showcase
- ▼ Defense Industry Partnership
- ▼ Wireless Summer School
- ▼ FIRST LEGO® League and Future City state tournament finals
- ▼ Science and Engineering Fair
- ▼ Engineers Week High School Bridge Building Contest
- ▼ Japanese Saturday School



Indiana Comparisons

	Fall 2010 Headcount (enrollment)	Rank	Fall 2009 Resident Students	2010-11 Approp. ⁽¹⁾ Per Resident Stu. FTE (02-08)	Rank	2009-10 Annual Resident Tuition and Fees	Rank	2009-10 Faculty Salaries - All Ranks	Rank	Retention Rate	Rank	4-Year Average Graduation Rate	Rank
IU Bloomington	42,464	1	55%	\$8,828	3	\$8,613	2	\$90,800	1	89%	1	74%	1
IUPUI - General Academic	30,566	3 ⁽²⁾	92%	\$4,460	13	\$7,523	4	\$70,800	3	68%	4	34%	6
IU East	3,365	13	85%	\$4,862	6	\$5,801	13	\$53,200	14	60%	12	20%	13
IU Kokomo	3,109	14	99%	\$5,300	5	\$5,838	12	\$55,900	12	56%	13	27%	8
IU Northwest	5,969	11	99%	\$4,772	8	\$5,919	9	\$60,900	8	65%	6	26%	9
IU South Bend	8,590	9	94%	\$4,543	10	\$6,015	8	\$54,700	13	63%	9	26%	9
IU Southeast	7,178	10	69%	\$4,366	14	\$9,890	10	\$62,700	5	61%	10	29%	7
Purdue West Lafayette	41,063	2 ⁽³⁾	64%	\$10,386	1 ⁽⁴⁾	\$8,638	1	\$90,500	2	86%	2	70%	2
Purdue Calumet	9,807	8	94%	\$4,553	9	\$5,887	11	\$66,000	4	64%	8	22%	11
Purdue North Central	4,614	12	98%	\$4,476	12	\$6,384	6	\$59,100	10	54%	14	15%	14
IPFW	14,192	5	96%	\$4,486	11	\$6,233	7	\$62,400	7	61%	10	22%	11
Ball State University	22,083	4	87%	\$7,821	4	\$7,830	3	\$59,800	9	77%	3	58%	3
Indiana State University	11,494	6	78%	\$9,235	2	\$7,426	5	\$62,500	6	67%	5	40%	4
U of Southern Indiana	10,702	7	87%	\$4,849	7	\$5,474	14	\$57,000	11	65%	6	34%	5

Notes:
⁽¹⁾ Appropriations exclude stimulus funds
⁽²⁾ WL Appropriations, Headcount, Resident Student Percentage, and FTE exclude SWT
⁽³⁾ IUPUI Headcount, Resident Student Percentage, and Expenditures include Medical Center

Metrics Summary 1

	Fall 2007	Fall 2008	Fall 2009	Fall 2010	6-Year Target	Status
Student/Faculty Ratio	16/1	17/1	18/1	19/1	16/1	Below
Sections Taught by Full-Time Faculty	56%	57%	53%	56%	62%	Progress

Metrics Summary 2

	2007-08	2008-09	2009-10	6-Year Target	Status
Average Graduation Rate	23%	24%	25%	29%	Progress
National Exam Performance	5 of 8 at or above	8 of 8 at or above	7 of 8 at or above	95%	Below
Total Grant and Contract Awards	\$4.1M +\$1.2M	\$4.6M	\$6.4M	+18%	Above

Metrics Summary 3

	Fall 2007	Fall 2008	Fall 2009	Fall 2010	6-Year Target	Status
Students	11,943	12,338	13,675	14,192	+12%	Above (19%)
Credit Hours	126,230	130,040	143,374	150,235	+12%	Above (+22%)
Minority Enrollment	1,246 (10.4%)	1,401 (11.4%)	1,715 (12.7%)	2,138 (15.1%)	(Area Pop) 11.2%	Above
Underrepresented Minority	986 (8.6%)	1,141 (9.5%)	1,417 (10.5%)	1,728 (12.3%)	9.2%	Above

Note: New federal reporting standards used in 2010

Metrics Summary 4

	2007-08	2008-09	2009-10	6-Year Target	Status
Total Award-Year Aid	\$71M	\$87M	\$106M	Exceed Fee Increase	Above
Student Satisfaction (NSSE)	NA	2.98	NA	2.98 (National average)	Met
Continuing Ed. Non-Credit Enrollment	11,176	15,891	23,552	+12%	Above

